
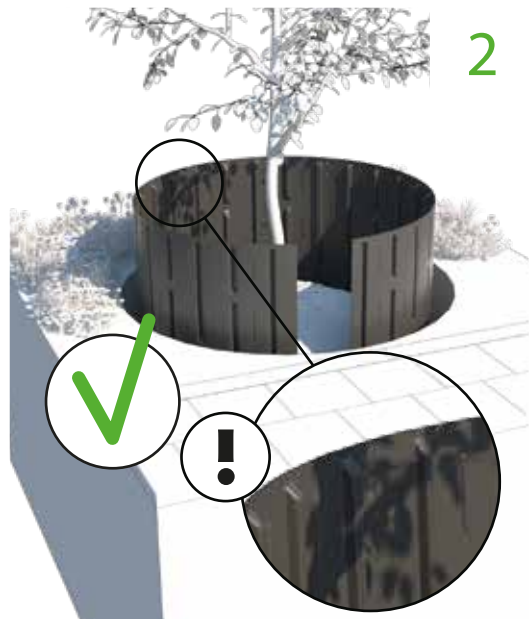


RootBarrier® RollRib®

Root guidance • Wurzelführung • Wortelgeleiding • Guide racinaire



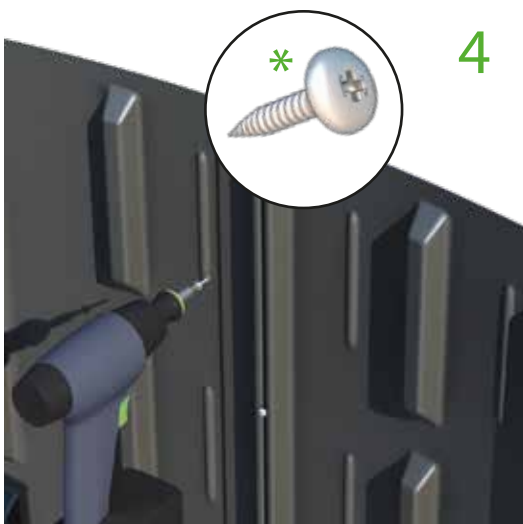
1



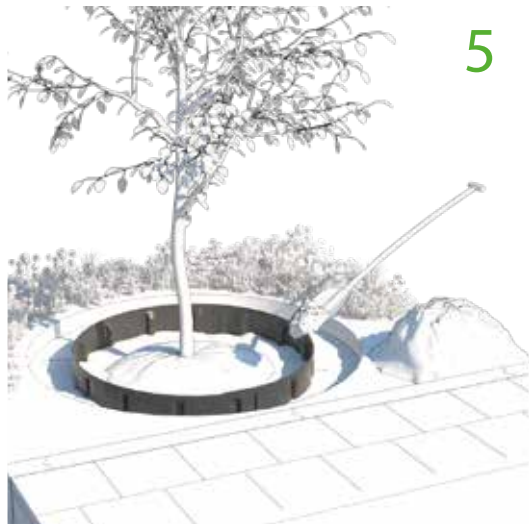
2



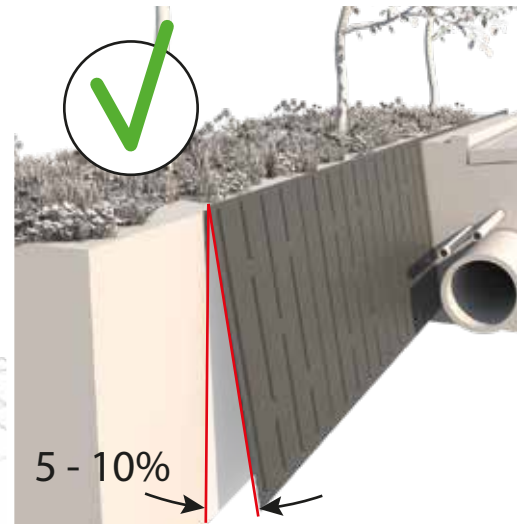
3



4



5



5 - 10%

IMPORTANT: Compact the outside soil to a pressure of at least 3 MPa = 3N/mm², pressing the soil firmly into the built-in soil anchors up to the downside of the top edge.

ACHTUNG: Nach Baumpflanzung angefülltes Material an der Außenseite der Platten verdichten bis zur Geländeoberkante (3 MPa = 3 N/mm²)

BELANGRIJK: Buitenzijde verdichten tot ten minste 3 MPa = 3N/mm², waarbij de grond stevig in de ingebouwde grondankers gedrukt moet worden, tot aan de achterkant van de bovenrand.

IMPORTANT: Compacter le sol extérieur avec une pression d'au moins 3 MPA = 3N/mm², en pressant le sol fermement dans les ancrages jusqu'au niveau inférieur du bord supérieur.

		Around Kreisrund Rondom Circulaire	Linear Lineair Lineaire Linéaire	Square Viereckig Vierkant Carré	*Screws per seam connection *Schrauben pro Nahtverbindung *Schroeven per naadverbinding *Vis par connexion de couture	Length (m) Länge (m) Lengte (m) Longueur (m)
RollRib® 28	<input type="checkbox"/>	✓	✓	✓	2	
RollRib® 39	<input type="checkbox"/>	✓	✓	✓	4	
RollRib® 45	<input type="checkbox"/>	✓	✓	✓	5	
RollRib® 59	<input type="checkbox"/>	✓	✓	✓	6	
RollRib® 90	<input type="checkbox"/>		✓		8	
RollRib® 118	<input type="checkbox"/>		✓		10	